

Motility Anywhere



Release Notes

Enhancements to MotilityAnywhere

Preliminary
v.4.5.20262.21000

May 2026

MotilityAnywhere Release Notes

v.4.5.20262.21000

Motility Software Solutions

One Reynolds Way

Dayton, OH 45430

407.358.2000

As a condition to viewing these materials, viewer expressly acknowledges and agrees that these materials contain confidential and proprietary information and trade secrets of The Reynolds and Reynolds Company, and its affiliates (“Reynolds”), and that all rights in and to the materials and information contained therein shall remain at all times the property of Reynolds. Further, viewer acknowledges that these materials and the information contained therein are copyrighted by Reynolds.

These materials are solely for use by current customers and employees of Reynolds, and any other use is strictly prohibited.

As a condition to viewing these materials, viewer agrees to keep these materials and the information contained therein strictly confidential; viewer agrees not to disclose or otherwise permit any other entity access to these materials; and viewer agrees not to copy, reproduce, or disseminate these materials to third parties. Viewer also agrees that review or disclosure of the information contained in these materials does not constitute a waiver or relinquishment of any rights or remedies related to Reynolds’ confidential, proprietary, or trade secret information.

The information contained in these materials has been carefully checked and is believed to be accurate. However, Reynolds makes no representations or warranties regarding the materials and assumes no responsibility or liability for any inaccuracies that may be contained herein. In no event will Reynolds be liable for direct, indirect, special, exemplary, incidental, or consequential damages resulting from any defect or omission in these materials, even if advised of the possibility of such damages. In the interest of continued product development, Reynolds reserves the right to make improvements in these materials and the products it describes at any time, without notice or obligation.

It is the sole responsibility of the customer to determine the applicability of federal, state, and/or local laws, or other governmental requirements regarding the customer’s use, retention, or documentation of data that may be maintained as part of customer’s Reynolds In-House Computer System, and to comply with such laws and requirements.

The following products may be mentioned in this manual:

- *700Credit® is a registered trademark of 700 Credit, LLC.*
- *Adobe Acrobat and Adobe Reader are products and trademarks of Adobe Inc.*
- *AGWS® is a registered trademark of American Guardian Warranty Services, Inc., an affiliate of The Reynolds and Reynolds Company.*
- *Apple® and iPhone® are registered trademarks of Apple, Inc.*
- *AppOne® is a registered trademark of AppOne, Inc.*
- *Equifax® is a registered trademark of Equifax, Inc.*
- *Experian® is a registered service mark of Experian Information Solutions, Inc.*
- *Google® and Google-related products, such as Gmail®, Google Authenticator™ mobile app, Google® Chrome, Google® Docs, Google Maps®, Google Pay®, Google® Plus web site, and Google® Sheets are trademarks of Google, LLC.*
- *Macintosh® and Macintosh Safari® are products and registered trademarks of Apple, Inc.*
- *Microsoft and Microsoft-related products, such as ActiveSync, ActiveX, Azure, Excel, Internet Explorer, Microsoft Access, Microsoft Edge, Notepad, Outlook®, Windows Vista, Word, and WordPad, are trademarks of Microsoft Corporation.*
- *TransUnion® is a registered trademark of TransUnion, LLC.*



Table of Contents

General Program Enhancements

Messaging	2
Various enhancements for the Task window	3
Reports	4
New report available	5
Report enhancements	6
Miscellaneous Reports enhancement	7
General System	8
Miscellaneous General System enhancements	9

Front-End Enhancements

Deal Desking	11
Updated windows for printing forms	12
Updated window for scheduling appointments	15
Unit Inventory	16
Identify expected delivery dates at a glance	17
Miscellaneous Unit Inventory enhancement	18
Rental	19
Updated windows for printing forms	20
CRM	23
Updated window for setting up event notifications	24
Review entity status when searching for entities	25
Miscellaneous CRM enhancements	26

Fixed Operations Enhancements

Parts & Service	28
Assign advisors to invoices using new field location	29
Review invoices by item type on the Parts On Non Cashed Out Invoices report	30
Review gross inventory turns using new report	31
Miscellaneous Parts & Service enhancements	32



Business Office Enhancements

Accounting	34
Portrait page orientation available for the Invoices Due report	35
Miscellaneous Accounting enhancement	36



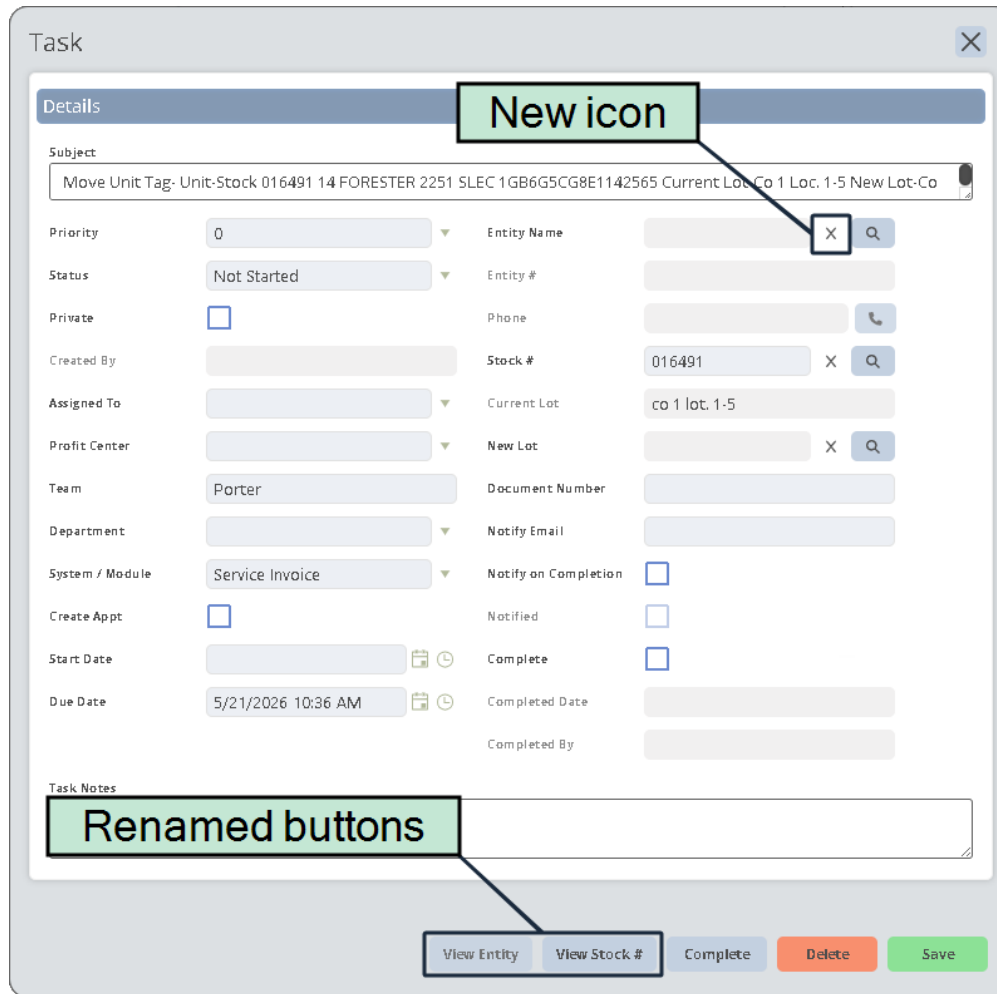
General Program Enhancements



Messaging

Various enhancements for the Task window

When assigning a task using the Task window, you can now clear entries made for the entity name, stock number, and new lot location with a single click. In addition, buttons on the window have been renamed and reorganized to help you access entity and unit details more intuitively.



To clear an entry in the **Entity Name** field, the **Stock #** field, or the **New Lot** field, simply click the new ✕ (Clear Field) icon for the field.

To access the Entity window for the entity, simply click the **View Entity** button, previously named the **View** button, at the bottom of the window. Similarly, to access the Unit Inventory window for the unit, simply click the **View Stock #** button, previously named the **View** button, at the bottom of the window.



Reports



Reports

New report available

The following report has been added in the Reports module. For more information about the report, refer to the corresponding topic.

Parts & Service

- Parts Inventory Count report. For more information, refer to page 31.



Reports

Report enhancements

Enhancements have been made to the following reports. For more information about the enhancements to a report, refer to the corresponding topic.

Accounting

- Invoices Due report. For more information, refer to page 35.

Parts & Service

- Parts On Non Cashed Out Invoices report. For more information, refer to page 30.



Miscellaneous Reports enhancement

- Multiple reports have been enhanced to allow you to utilize dynamic sorting for all columns on the reports. Previously, only specific columns on the reports could be used for dynamic sorting. With this enhancement, you have increased flexibility to organize the report information in your preferred format. To use dynamic sorting for a column on the report, simply click the column heading on the report, as normal.



General System



Miscellaneous General System enhancements

- The Home Page screen has been redesigned in mobile view to display in a more accessible and visually appealing layout. The sections that display on this screen have been rearranged, and various icons and fields have been resized so that features can be accessed more easily.
- When selecting items in a pick list, all selected items are now highlighted in blue to differentiate selected items from items not selected.



Front-End Enhancements



Deal Desking



Deal Desking

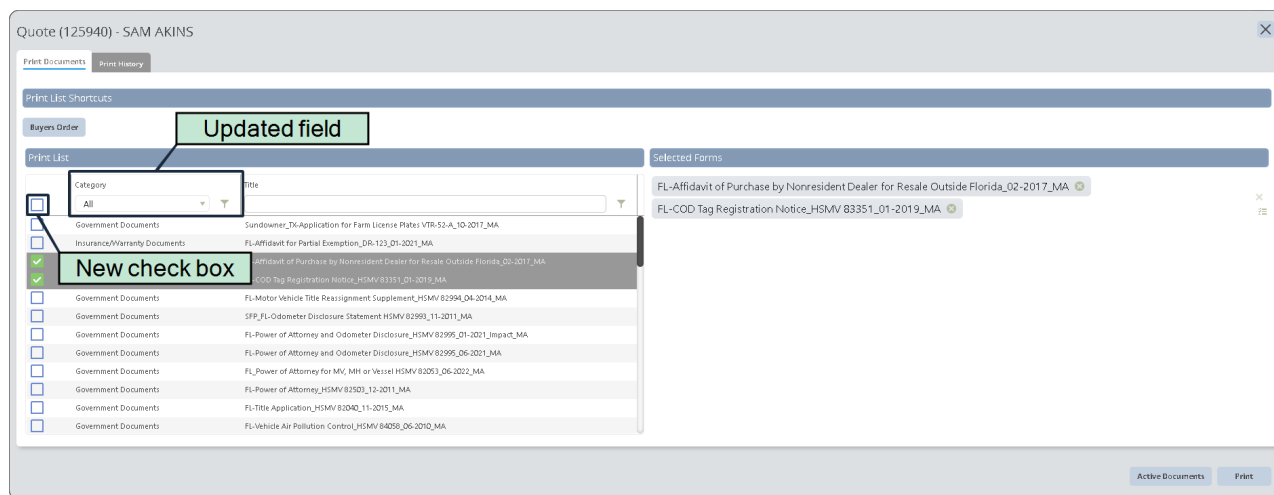
Updated windows for printing forms

Various enhancements are available for the Deal/Quote window, the Documents window, and the Print Forms window to help you select and print forms more easily. These windows have also been redesigned to display in a more intuitive layout.

Deal/Quote window

The Deal/Quote window has been reorganized, and various timesaving tools have been added to the window.

Note - The name of the Deal/Quote window varies based on the status of the deal from which it was accessed.



The following enhancements are available for the Deal/Quote window.

- The **Active Documents** button and the **Print** button now display in the bottom right corner, and the **Close** button has been removed.
- The Print List section now displays on the left side of the window, the Print List Shortcuts section now displays above the other sections, and selected forms now display in a new Selected Forms section to the right of the Print List section.
- In the Print List section, you can now select all documents using a new check box in the heading of the unlabeled **Selection** column.
- In the **Category** field, you can now click the Down Arrow to display a list of valid entries.



Documents window

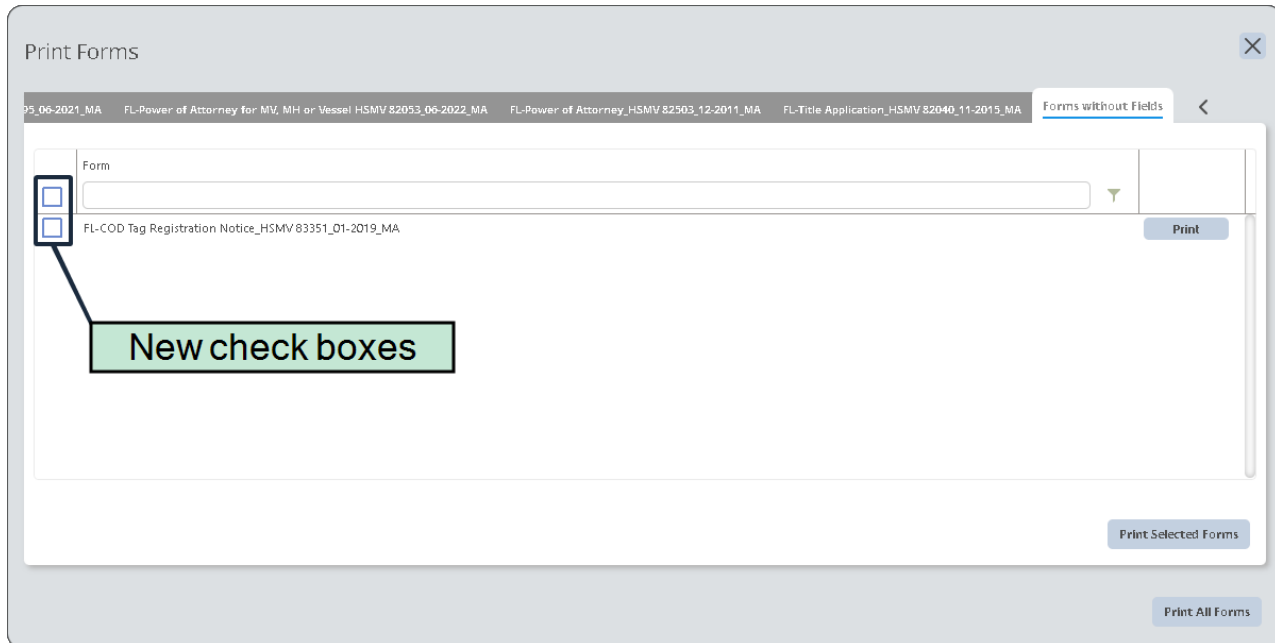
The Documents window now displays in a more visually appealing layout, and the **Close** button has been renamed the **Cancel** button.

The screenshot shows a window titled "Documents" with a close button (X) in the top right corner. The window contains a table with the following columns: Type, Document Name, Menu, and Active. The table lists various document types and names, with a green checkmark in the Active column for each row. A callout box labeled "Renamed button" points to the "Cancel" button at the bottom right of the window, which is next to a "Save" button.

Type	Document Name	Menu	Active
G	Sundowner_TX-Application for Farm License Plates VTR-52-A_01-2026_MA	2	✓
G	FL-Affidavit for Partial Exemption_DR-123_01-2026_MA	3	✓
H	FL-Affidavit of Purchase by Nonresident Dealer for Resale Outside Florida_02-2026_MA	1	✓
G	FL-COD Tag Registration Notice_HSMV 83351_01-2026_MA	2	✓
G	FL-Motor Vehicle Title Reassignment Supplement_HSMV 82994_04-2026_MA	2	✓
G	SFP_FL-Odometer Disclosure Statement HSMV 82993_11-2025_MA	2	✓
G	FL-Power of Attorney and Odometer Disclosure_HSMV 82995_01-2026_Impact_MA	2	✓
G	FL-Power of Attorney and Odometer Disclosure_HSMV 82995_05-2026_MA	2	✓
G	FL_Power of Attorney for MV, MH or Vessel HSMV 82053_06-2026_MA	2	✓
G	FL-Power of Attorney_HSMV 82503_12-2025_MA	2	✓
G	FL-Title Application_HSMV 82040_11-2025_MA	2	✓
G	FL-Vehicle Air Pollution Control_HSMV 84058_06-2025_MA	2	✓
A	Carpenters Campers_Buyers Order_MA	1	✓
A	Motility_Buyers Order MultiUnit_Logo_MA	1	✓
A	Lees Country RV_Purchase Agreement_MA	1	✓
G	MO-Delayed Delivery of Certificate of Ownership_Form 5830_08-2025_MA	2	✓
G	MO-General Affidavit_Form 768_05-2026_MA		✓
G	MO-Power of Attorney_Form 4054_08-2025_MA		✓
G	MO-UCC Financing Statement_Form UCC1_07-2026_MA	2	✓
H	American Motors_Delivery Receipt_MA	4	✓

Print Forms window

Multiple enhancements are available for the Print Forms window to help you select forms more efficiently.



The following enhancements are available on the Print Forms window.

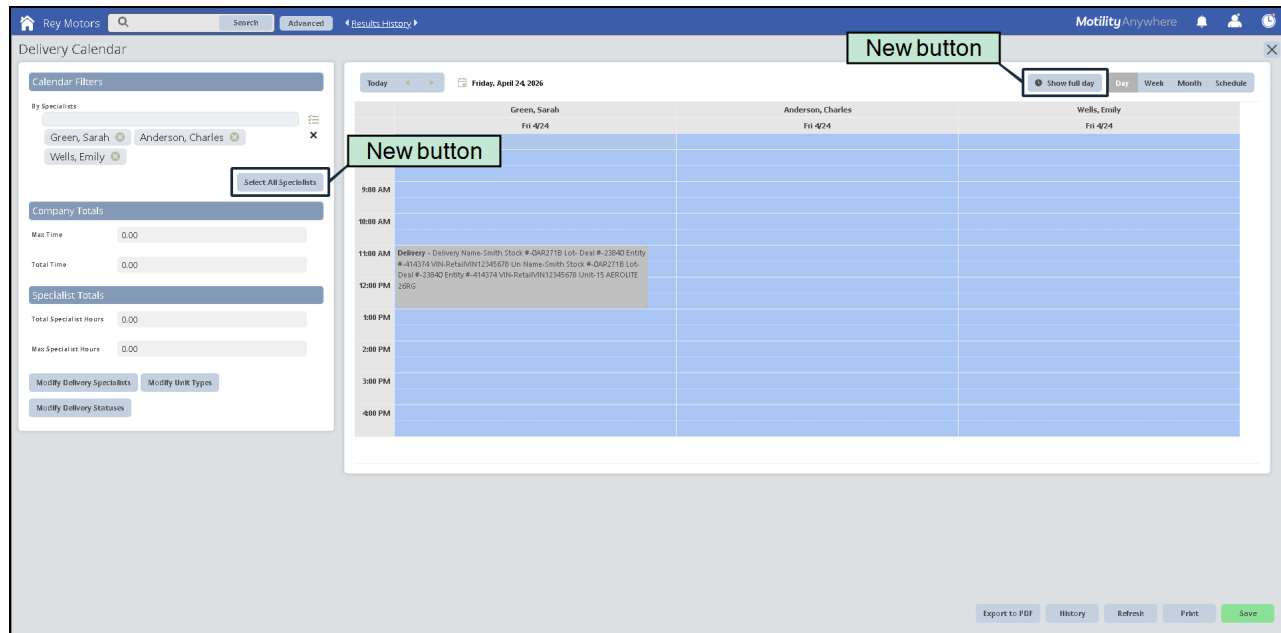
- The Forms w/o Fields tab has been renamed the Forms without Fields tab.
- On the Forms without Fields tab, a new unlabeled **Selection** column has been added so that you can select forms with no custom fields more quickly. The check boxes are automatically selected when the Forms without Fields tab is accessed. To deselect a form, clear the corresponding check box in the **Selection** column.
- To print the forms selected on the Forms without Fields tab, click the new **Print Selected Forms** button. A .pdf file containing all selected forms displays in a new tab of the Internet browser. To print all forms displayed on all tabs, click the **Print All Forms** button, as normal.



Deal Desking

Updated window for scheduling appointments

The Delivery Calendar window has been updated to help you review and schedule appointments more easily. With this enhancement, new tools have been added, and the window displays in a more intuitive and visually appealing layout.



The following updates have been made to the Delivery Calendar window.

- On the Day tab, the Week tab, and the Schedule tab, click the new **Show Full Day** button to display all hours in a day in the unlabeled Calendar section. To only display business hours, click the new **Show Business Hours** button.
- In the Calendar Filters section, click the new **Select All Specialists** button to review appointments assigned to all specialists.
- The **By Specialists** field now displays at the top of the Calendar Filters section, and the ☰ (Multi-select) icon displays next to the **By Specialists** field to indicate that multiple specialists can be selected.
- The ✕ (Clear) icon now displays directly underneath the **By Specialists** field.
- The **Today** button now displays on the top left of the unlabeled Calendar section, and the **Export to PDF** button now displays on the bottom right of the Delivery Calendar window.
- The **Appointment History** button has been renamed the **History** button, and the **Apply** button has been renamed the **Save** button.
- The **Cancel** button, the **OK** button, and the **Search For** field have been removed.



Unit Inventory



Unit Inventory

Identify expected delivery dates at a glance

You can now review the expected delivery dates for units directly on the Unit Inventory Available Units List screen. Using the new **Exp Div Date** column on this screen, you can identify the expected delivery date for multiple incoming units and filter search results to review expected deliveries within a specified date range.

The screenshot shows the 'Unit Inventory Available Units List' screen in the MotilityAnywhere application. The table displays various unit details, and a new column labeled 'Exp Div Date' is highlighted with a callout box. The table data is as follows:

Condition	Consignment	Rental	Cylinders	Deal Number	Display On Internet	DMV Memo	DMV Fees	Engine Model	Exp Div Date	Floor Plan Company	Floor Plan Balan...	Fuel Type	QVA
	All	All			All		\$0.00		05/19/2026	GE CAP	\$15,180.00		160
							\$0.00		05/19/2026	GE CAP	\$15,180.00		
							\$0.00		05/19/2026	GE CAP	\$15,180.00	C	
							\$0.00		05/20/2026	GE CAP	\$15,180.00		
							\$0.00		05/20/2026	GE CAP	\$15,180.00	C	
							\$0.00		05/20/2026	GE CAP	\$42,269.00	D	
							\$0.00		05/20/2026	GE CAP	\$42,556.00		
							\$0.00		05/21/2026	GE CAP	\$42,419.00	D	
							\$0.00		05/21/2026	GE CAP	\$15,231.00		160
							\$0.00		05/21/2026	GE CAP	\$15,069.00	D	
							\$0.00		05/21/2026	GE CAP	\$15,231.00		
							\$0.00		05/22/2026	GE CAP	\$15,069.00		
							\$0.00		05/22/2026	GE CAP	\$15,180.00	C	

Additional information

- The **Exp** column on the Advanced Unit Search window and the Results for Units window has been renamed the **Exp Div Date** column.



Miscellaneous Unit Inventory enhancement

- The **Export to Excel** button has been removed from the Available Units List screen. To export data to Microsoft Excel, perform a search using the Advanced Unit Search window or the Results for Units window and then click the **Export to Excel** button, as normal.



Rental



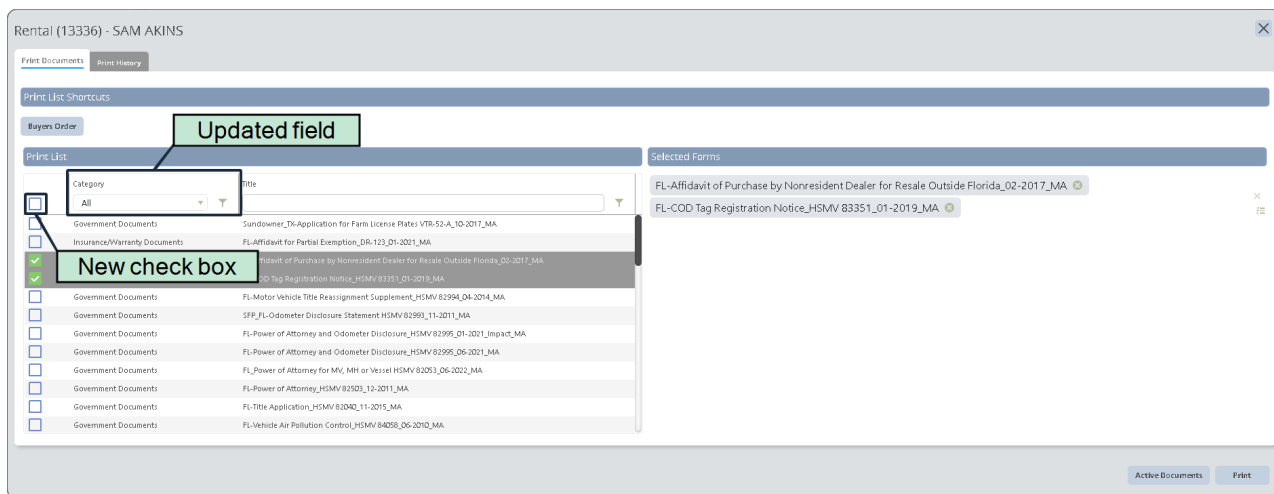
Rental

Updated windows for printing forms

Various enhancements are available for the Rental window, the Documents window, and the Print Forms window to help you select and print forms more easily. These windows have also been redesigned to display in a more intuitive layout.

Rental window

The Rental window has been reorganized, and various timesaving tools have been added to the window.



The following enhancements are available for the Rental window.

- The **Active Documents** button and the **Print** button now display in the bottom right corner, and the **Close** button has been removed.
- The Print List section now displays on the left side of the window, the Print List Shortcuts section now displays above the other sections, and selected forms now display in a new Selected Forms section to the right of the Print List section.
- In the Print List section, you can now select all documents using a new check box in the heading of the unlabeled **Selection** column.
- In the **Category** field, you can now click the Down Arrow to display a list of valid entries.

Documents window

The Documents window now displays in a more visually appealing layout, and the **Close** button has been renamed the **Cancel** button.



Documents ✕

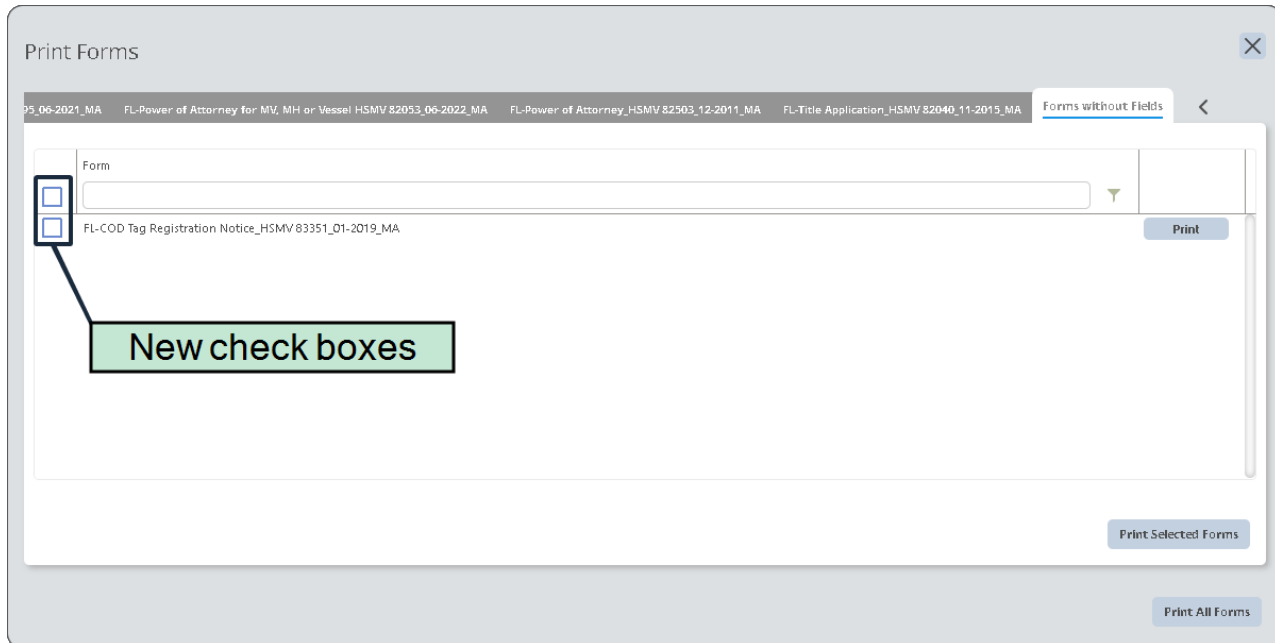
Type	Document Name	Menu	Active
G	Sundowner_TX-Application for Farm License Plates VTR-52-A_01-2026_MA	2	✓
G	FL-Affidavit for Partial Exemption_DR-123_01-2026_MA	3	✓
H	FL-Affidavit of Purchase by Nonresident Dealer for Resale Outside Florida_02-2026_MA	1	✓
G	FL-COD Tag Registration Notice_HSMV 83351_01-2026_MA	2	✓
G	FL-Motor Vehicle Title Reassignment Supplement_HSMV 82994_04-2026_MA	2	✓
G	SFP_FL-Odometer Disclosure Statement HSMV 82993_11-2025_MA	2	✓
G	FL-Power of Attorney and Odometer Disclosure_HSMV 82995_01-2026_Impact_MA	2	✓
G	FL-Power of Attorney and Odometer Disclosure_HSMV 82995_05-2026_MA	2	✓
G	FL_Power of Attorney for MV, MH or Vessel HSMV 82053_06-2026_MA	2	✓
G	FL-Power of Attorney_HSMV 82503_12-2025_MA	2	✓
G	FL-Title Application_HSMV 82040_11-2025_MA	2	✓
G	FL-Vehicle Air Pollution Control_HSMV 84058_06-2025_MA	2	✓
A	Carpenters Campers_Buyers Order_MA	1	✓
A	Motility_Buyers Order MultiUnit_Logo_MA	1	✓
A	Lees Country RV_Purchase Agreement_MA	1	✓
G	MO-Delayed Delivery of Certificate of Ownership_Form 5830_08-2025_MA	2	✓
G	MO-General Affidavit_Form 768_05-2026_MA	2	✓
G	MO-Power of Attorney_Form 4054_08-2025_MA	2	✓
G	MO-UCC Financing Statement_Form UCC1_07-2026_MA	2	✓
H	American Motors_Delivery Receipt_MA	4	✓

Save Cancel

Renamed button

Print Forms window

Multiple enhancements are available for the Print Forms window to help you select forms more efficiently.



The following enhancements are available on the Print Forms window.

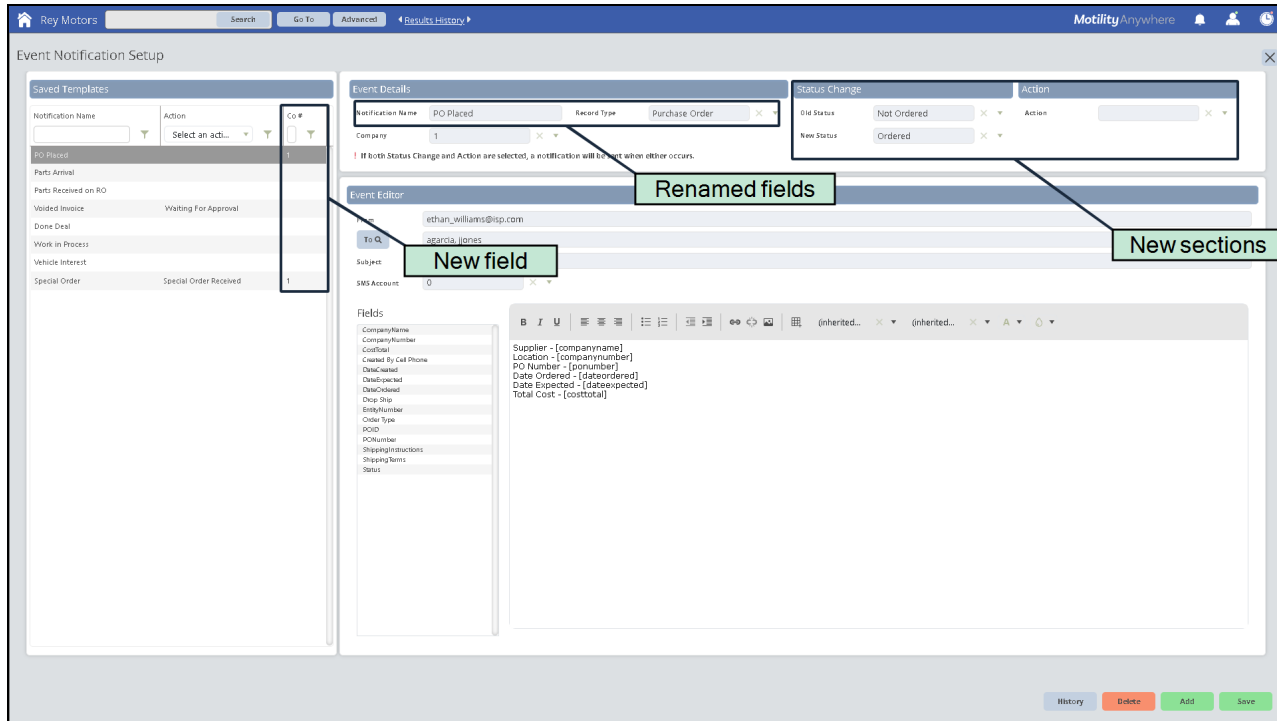
- The Forms w/o Fields tab has been renamed the Forms without Fields tab.
- On the Forms without Fields tab, a new unlabeled **Selection** column has been added so that you can select forms with no custom fields more quickly. The check boxes are automatically selected when the Forms without Fields tab is accessed. To deselect a form, clear the corresponding check box in the **Selection** column.
- To print the forms selected on the Forms without Fields tab, click the new **Print Selected Forms** button. A .pdf file containing all selected forms displays in a new tab of the Internet browser. To print all forms displayed on all tabs, click the **Print All Forms** button, as normal.



CRM

Updated window for setting up event notifications

Multiple enhancements are now available for the Event Notification Setup window to help you set up notifications more intuitively.



The following enhancements are available for the Event Notification Setup window.

- Fields at the top of the window that were previously in the Event Details section have been reorganized into the Event Details, Status Change, and Action sections to more closely match the workflow for adding a notification.
- The **Campaign Type** field has been renamed the **Notification Name** field, and the **System Mode** field has been renamed the **Record Type** field to more clearly indicate their purpose. The valid options for the **Record Type** field have also been renamed to provide a more detailed description of the type of record associated with the notification.
- A new message displays in the Event Details section to indicate that if both a status change and an action are selected for a notification, the notification is sent when either occurs.
- The **Action** field now displays a more concise list of valid entries that correspond specifically to the entry in the **Record Type** field.
- The new **Co #** field in the Saved Templates section displays the company number for the notification.



Review entity status when searching for entities

When searching for entities, you can now quickly identify the status of each entity included in the search results. In the new **Status** column on the Results for Search Criteria window, the status name and color for each entity display for you to review at a glance.

Entity Number	Status	First Name	Company/LastName	Full Name	Email Address	Address	City	State	Zip
324227	OPEN	Steve & Kalyle	Greener	Steve & Kalyle Greener		12893 Hwy. 196	Texasarkana	AR	71854
137201	OPEN	Jim Edd	Greene, Jr.	Jim Edd Greene, Jr.		6129 FM 248	Jefferson	TX	75567
004319	OPEN	Mr Jim Edd	Greene Jr	Mr Jim Edd Greene Jr		PO Box 153	Jefferson	TX	TX
312161	Ready To Buy	Alan	GREENE			5215 BENTON ROAD	CROWLEY	LA	70526
130041	OPEN	WILLIAM	GREENE			P.O. Box 7	DUBACH	LA	71235
321591	Ready To Buy	JOHN	GREENE	JOHN GREENE		136 EVES ST	JEANERETTE	LA	70544
1207	OPEN	JAMES	GREENE	JAMES GREENE		1098 GREENE ROAD	MINDEN	LA	71055
60608	PENDING SOLD	GARY W	GREENE	GARY W GREENE		2546 DOC STEED RD	MINDEN	LA	71055
127179	OPEN	JESSIE	GREENE	JESSIE GREENE		327 HAMBROCK ROAD	HOUSTON	TX	77040
306358	PENDING SOLD	ANNETTE	GREENE	ANNETTE GREENE		402 Catey Lane	Minden	LA	71055
275214	OPEN	Kristy	Greene	Kristy Greene		15387 CR 248	Asp	TX	75750
148044	Ready To Buy	Luke	Greene	Luke Greene		406 DOC STEED RD	Minden	LA	71055
148063	OPEN	Deb	Greene	Deb Greene		2223 Florida Street	Arcadia	LA	71001
000912	OPEN	Bobby	Greene	Bobby Greene		2546 DOC STEED RD	MINDEN	LA	71055
200916	OPEN	Chad	Greene	Chad Greene		354 Ma Street	BIVINS	TX	75555
005978	PENDING SOLD	Max	Greene	Max Greene		147 Cr 2525	MINEOLA	TX	29201
010590	OPEN	James	Greene	James Greene		14155 Johns Gin Road	Kelthville	La	71047
013187	Ready To Buy	James	Greene	James Greene		402 Catey Lane	Minden	LA	71055
001335	OPEN	Curtis	Greene	Curtis Greene		354 Ma County Rd 3318	BIVINS	TX	75555
203104	Ready To Buy	Kirby	Greene	Kirby Greene		147 Cr 2559	MINEOLA	TX	75773
3189338196	OPEN	Willie Joe	Greene	Willie Joe Greene		14141 Johns Gin Road	Kelthville	La	71047
014194	PENDING SOLD	Norris	Greene	Norris Greene					

In addition, you can filter the search results based on entity status by entering a status in the new **Status** field.



Miscellaneous CRM enhancements

- The **Export to Excel** button has been removed from the Contact List screen. To export data to Microsoft Excel, perform a search using the Advanced Entity Search window or the Results for Contacts window and then click the **Export to Excel** button, as normal.
- When you define criteria for a Dashboard view, the criteria is now automatically retained until you define the criteria again. Simply define criteria for the Dashboard view using the Dashboard Parameters window and click the **Submit** button, as normal. If the Dashboard view is closed and accessed again, the metrics are refreshed and automatically display based on the previously defined criteria, allowing you to quickly review metrics you regularly analyze using a Dashboard view.



Fixed Operations Enhancements



Parts & Service



Parts & Service

Assign advisors to invoices using new field location

The **Advisor** field on the Parts Invoice window has been relocated to help you assign advisors to invoices more intuitively. Previously, the **Advisor** field was located at the bottom of the Totals tab on the Parts Invoice window. Now, the **Advisor** field is located in the Parts Ticket Info section at the top of the Parts Invoice window.

The screenshot displays the MotilityAnywhere interface for a Parts Invoice window. The window title is "Parts INV - 136718(jackson, Matthew - #419585)". The interface is divided into several sections:

- Customer Info:** Includes fields for Entity Name (Jackson, Matthew), Parts Category (A), Credit Limit (\$0.00), and Shipping Address (Billing).
- Parts Ticket Info:** Includes fields for Document# (1819766), Department (Parts Dept), Ticket Type (Parts Retail), and Date Created (5/18/2026). A callout box labeled "New location" points to the **Advisor** field, which is currently set to "Johnson, Bob". Other fields in this section include Cash on Hand, Customer Purchase Order #, Customer Writing, Usage Date (5/18/2026), and Delivery Date (5/29/2026).
- Parts List:** A table with columns for Part Number, Description, Sold, Relieved, Diff, US, D/S, Vehicle, Price, Core, Discount, Total, Calc, Expected Date, Upsell, and Substitutes. Two parts are listed: "PIESTA 30 BSGF09HHTJWHT CS" and "SPRK COVER, BAMBOO, 13' X 15'".
- Totals:** A summary table with columns for Parts Total, Core Total, Freight Total, Sublet Total, Labor Total, Proprietary Total, Ship Total, SO Total, Others Total, Sub Total, Discount Total, Est Price, Sales Tax Total, Total, and Deposits. The Net Total is \$885.86.

At the bottom of the window, there is a status bar showing "Parts Invoice Total: \$885.86" and a row of buttons: Close, Split, Cash Out, Deposit, Discount, Apply Return, Core Credit, Manage Docs, Print, Go To Invoice, and Save.

To assign an advisor, simply enter the full or partial advisor name in the **Advisor** field and select the advisor from the list of valid entries, as normal. Once the advisor is selected, the advisor name displays in the field.



Parts & Service

Review invoices by item type on the Parts On Non Cashed Out Invoices report

You now have increased flexibility to limit the parts and service invoices included on the Parts On Non Cashed Out Invoices report by specific invoice item types, such as parts wholesale or service internal invoice item types. In addition, invoices on the report are now grouped by invoice item type. With this enhancement, you can more easily identify similar invoices to address when researching which open invoices should be cashed out.

Note - Item types are defined on the Parts & Service subtab on the App Settings tab on the Settings screen, as normal.

Parts On Non Cashed Out Invoices

INV #	Date Added	Part #	Description	Qty	Ext. Price	Ext. Cost	Profit	Margin %
Item Type: Parts Body Shop								
303478	02/03/2026	60-7308	88" SIDE-OUT KOVER WHITE	1.00	\$409.71	\$132.42	\$277.29	67.82%
Item Type: Parts Retail								
1803899	05/03/2026	04-0308	OUTRIGGER RV/RUG-CASTLE G	1.00	\$13.49	\$7.88	\$5.61	41.59%
1810876	04/25/2026	117926	VALVE VACUUM BREAKER	1.00	\$56.36	\$37.00	\$19.36	33.15%
1810936	04/21/2026	221672-123	Shower-Door-14"x24" w/Brak Bars-Combs	1.00	\$127.07	\$83.05	\$44.02	34.64%
1810938	04/17/2026	0122779	BATTERY CONTROL CENTER	1.00	\$388.78	\$178.50	\$210.28	54.09%
1818276	03/28/2026	06258	32IN SAFETY CHAIN CL III	1.00	\$17.09	\$9.60	\$7.69	44.41%
1818341	03/24/2026	23414	WINDSHIELD PASSENGER SIDE	1.00	\$287.49	\$199.66	\$87.83	29.93%
1818341	03/22/2026	234163	REMOTE FOR STEREO	1.00	\$39.80	\$18.00	\$21.80	54.77%
1818341	03/14/2026	234183	GLASS MIRROR 10 1/2X32 1/2	1.00	\$16.94	\$6.66	\$10.29	60.74%
1818341	03/14/2026	234192	SHADE-NIGHT ONLY 60" X 38" SUEDE	1.00	\$27.48	\$21.60	\$5.88	21.40%
1818341	03/14/2026	234194	LIGHT FIXTURE	1.00	\$5.57	\$3.13	\$2.44	52.36%
1818341	03/12/2026	234198	Entrance Door	1.00	\$281.07	\$202.83	\$78.44	38.71%
1818341	03/12/2026	23429	3" x 3" x 1.5" pvc tee	1.00	\$16.46	\$7.83	\$8.62	62.40%
1818341	02/24/2026	23429	PVC TEE	1.00	\$17.25	\$6.49	\$10.76	62.38%
1818341	02/24/2026	2343167	Westinghouse 22" TV	1.00	\$291.24	\$178.49	\$102.75	38.63%
1818341	02/22/2026	23436L	A3" PVC P-TRAPS	1.00	\$5.39	\$2.78	\$2.61	46.42%
1818341	02/14/2026	234405	SHOWER DOOR ASSEMBLY	1.00	\$388.78	\$178.50	\$210.28	54.09%
1818341	02/14/2026	23440L	1 1/4 plug	1.00	\$7.78	\$5.66	\$2.22	28.53%
1818341	02/12/2026	234416	MONITOR PANEL CONTROL SWITCHES	1.00	\$127.07	\$83.06	\$44.02	34.64%
1818341	02/12/2026	234420	TAIL LIGHT ROUND	1.00	\$27.36	\$17.10	\$10.26	37.50%
1817298	02/04/2026	01-00056-000	RELAY BATTERY DISCON W/FUSE	1.00	\$48.84	\$37.00	\$11.84	24.24%
1817298	02/04/2026	01-00056-000	RELAY BATTERY DISCONNECT	1.00	\$56.36	\$37.00	\$19.36	33.16%
1818930	01/17/2026	0180232	COIL WATER HOSE W/SPRAYER	1.00	\$80.04	\$48.38	\$33.66	42.06%
1818930	01/17/2026	0181-0212	COIL-IGNITION	1.00	\$7.78	\$5.66	\$2.22	28.53%
1818930	01/17/2026	0187-8266	LOW OIL SWITCH	1.00	\$90.51	\$64.66	\$25.86	28.57%
Grand Totals				26	\$2,744.68	\$1,430.26	\$1,284.85	47.31%

*** This report only shows items that have a internal category of PR.
Cashed Out Date Between 01/01/2026 and 06/30/2026. Include Brands From Central + Pass. Release Quantity Only + This Show Only Parts Less Than Cost + Pass. Group By Profit Center + No
Thursday, 16 May, 2026 03:11:07 PM Page 1 of 3

To define the invoice item types to include on the report, select the item types in the new **Item Type** field in the Preview Parameters section. For example, suppose you want to include only retail and internal parts invoices on the report. Simply select **Parts Retail** and **Parts Internal** in the **Item Type** field, and click the **Run** button. The invoices for the selected item types display on the report grouped by invoice item type.

Note - Valid item types for the Item Type field vary depending on the entry in the Invoice Type field.



Review gross inventory turns using new report

Using the new Parts Inventory Count report, you can easily review gross parts inventory turns as well as the calculations used to determine the values included in the formula for gross inventory turns. In addition, this report can be requested to display information for a specific date range by month and year.

To access the Parts Inventory Count report from the Reports module, select Parts Reports → Master Inventory Reports → Parts Inventory Turns report.

Parts Inventory Turns Report
Profit Center: **As**

Gross Inventory Turns		
Cost of Sales	\$180,000.00	→
Average Inventory Value	\$100,000.00	=
Gross Inventory Turns	1.80 Turns	

Cost of Sales		
Gross Sales	\$300,000.00	-
Gross Profit	\$120,000.00	=
Cost of Sales	\$180,000.00	

Average Inventory Value		
Beginning Inventory Value	\$90,000.00	→
Ending Inventory Value	\$110,000.00	→
Divide by 2 for Average Value	2	=
Average Inventory Value	\$100,000.00	

Inventory values on this report are based on Average Cost unless otherwise stated.

PREVIEW PARAMETERS

- Corporation: All
- Profit Center: All
- Beg. Posting Month: 4
- Ending Posting M...: 4
- Beg. Posting Year: 2026
- Ending Posting Year: 2026
- Consolidate PCs: No

Buttons: Default, Reset, Report Scheduler, Run

The following calculations and related values can be reviewed on the report:

- $\text{Gross Inventory Turns} = \text{Cost of Sales} / \text{Average Inventory Value}$
- $\text{Cost of Sales} = \text{Gross Sales} - \text{Gross Profit}$
- $\text{Average Inventory Value} = (\text{Beginning Inventory Value} + \text{Ending Inventory Value}) / 2$

To request the report, select criteria in the Preview Parameters section and then click the Run button.



Miscellaneous Parts & Service enhancements

- When you define criteria for a Dashboard view, the criteria is now automatically retained until you define the criteria again. Simply define criteria for the Dashboard view using the Dashboard Parameters window and click the **Submit** button, as normal. If the Dashboard view is closed and accessed again, the metrics are refreshed and automatically display based on the previously defined criteria, allowing you to quickly review metrics you regularly analyze using a Dashboard view.
- You can now save changes made to the Parts Ordering List window more easily using a new button. To save changes on the Parts Ordering List window, simply select the new **Save** button located at the bottom of the window.



Business Office Enhancements



Accounting



Accounting

Portrait page orientation available for the Invoices Due report

You now have increased flexibility to request the Invoices Due report to display in portrait page orientation. With this enhancement, more transactions can be displayed on a single page, allowing you to review invoices due more easily.

The screenshot displays the 'Invoices Due Report' interface. The main area shows a table of invoice transactions. On the right, the 'PREVIEW PARAMETERS' section includes fields for Corporation, Profit Center, Beginning GL Acct, Ending GL Account, Beginning Supplier, Ending Supplier, Through Due Date, Group by, Breakout Discount, Sort by, and Page Orientation. The 'Page Orientation' dropdown is highlighted with a callout box labeled 'New field', and its value is set to 'Portrait'.

To define the report to display in portrait page orientation, simply select **Portrait** in the new **Page Orientation** field in the Preview Parameters section.

Note - By default, Landscape is selected in the Page Orientation field, but can be changed.

Additional information

- The **GL Account** column on the report has been renamed the **GL Acct** column.
- The **Entity Reference #** column on the report has been renamed the **Entity Ref #** column.
- The **Journal** column on the report has been renamed the **JRN** column.



Miscellaneous Accounting enhancement

- When creating a check using the Check Details window, you can now display the Entity Search window by entering search criteria for an entity in the **Search** field and pressing the ENTER key.